

Scaled data based on original data using
LM-79-08 Approved Method: Electrical and Photometric Measurements of Solid-
State Lighting Products

Test Report Prepared for
Cooper Lighting Solutions
(formerly Eaton)

Brand: McGRAW-EDISON

Report Number: P226538

Luminaire Tested: **ISW-AF-450-LED-E1-T4FT-7050**

Issue Date: 3/3/2020

Test Information

Test Method: LM-79-08
Report Number: P226538
TEST IS SCALED FROM IESNA LM-79-08 TEST DATA (P35943)
Test Lab: INNOVATION CENTER-P3
Issue Date: 3/3/2020
Manufacturer: COOPER LIGHTING SOLUTIONS (FORMERLY EATON)
Product Line: MCGRAW-EDISON
Catalog Number: ISW-AF-450-LED-E1-T4FT-7050
Description: IMPACT ELITE LED WEDGE LUMINAIRE
LIGHT SQUARE WITH ACCULED OPTICS-TYPE IV FORWARD THROW
Light Source: (16) 5000K CCT, 70 CRI LEDs
Ballast/Driver: ELECTRONIC DRIVER

Summary

Lumens per Lamp: N/A
Luminaire Lumens: 3177.2 lumens
Efficiency: N/A
Efficacy: 125.5 lumens/watt
Luminous Opening: Rectangular (W 0.5' x L: 0.5' x H: 0')
IES Classification: Type IV - Short - Non-Cutoff
BUG Rating: B1 - U1 - G1

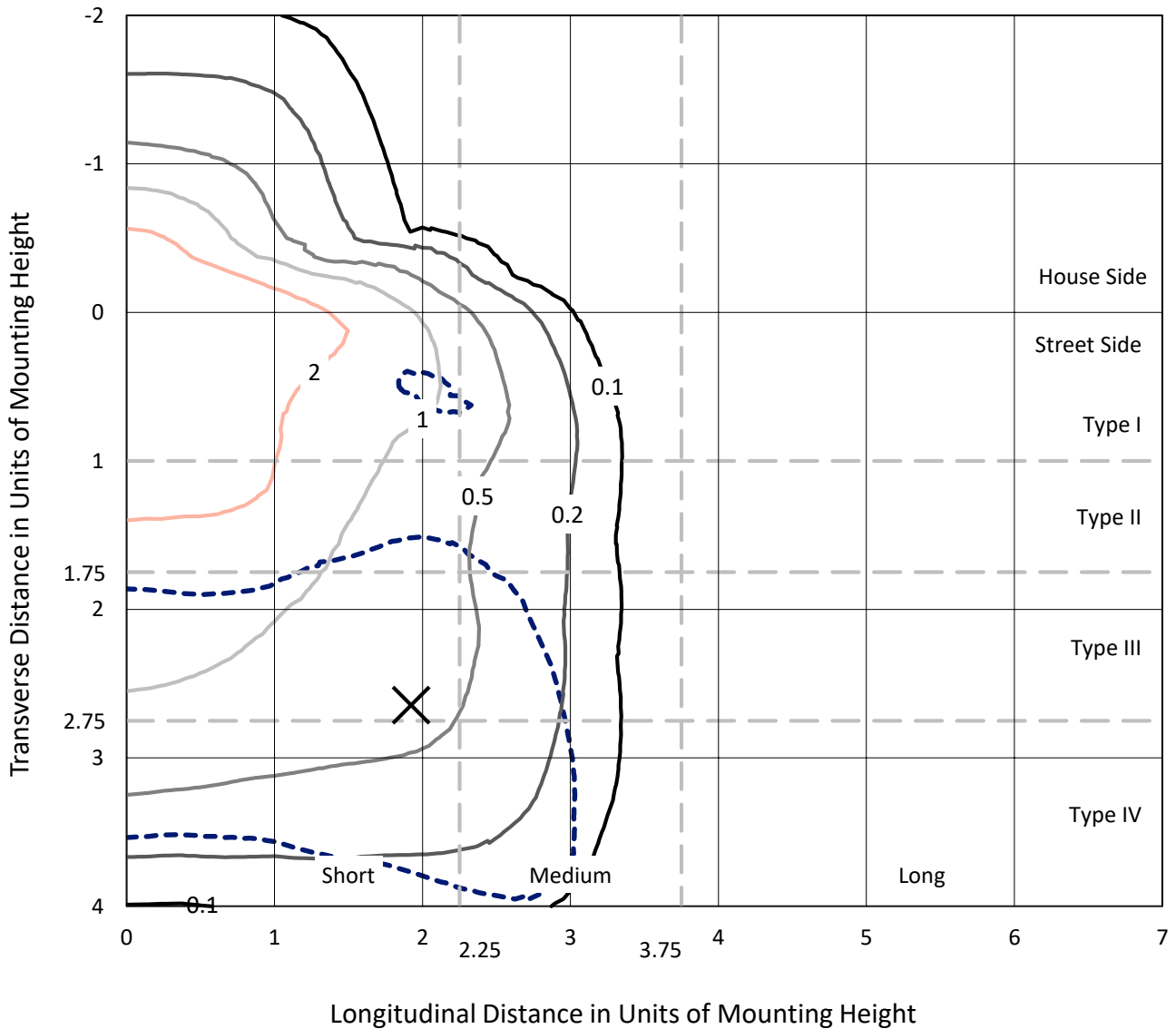
Input Watts (W): 25.31
Input Voltage (V): 120
Input Current (Ain): NR
Voltage Rise (V): NR
Power Factor: NR
Total Harmonic Distortion (THDi): NR
Frequency (hertz): 60
Stabilization Time: NR
Operation Time: NR
Ambient Temperature (°C): NR
Test Distance: 25 FT



REPORT NUMBER: P226538
 CATALOG NUMBER: ISW-AF-450-LED-E1-T4FT-7050

Iso-Footcandle Lines of Horizontal Illumination

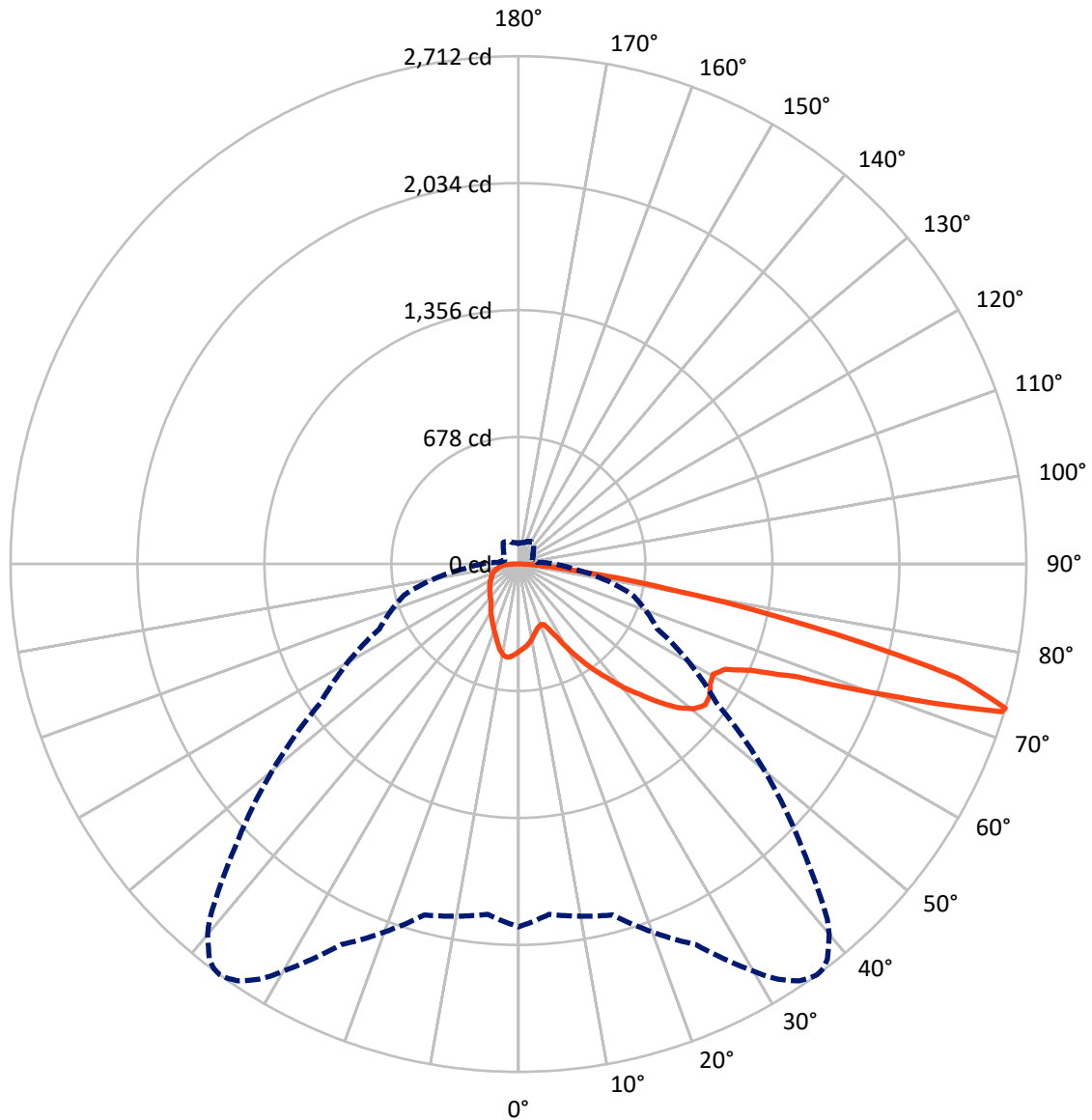
× Max cd
 - - - 1/2 Max cd



Based on 10 foot mounting height. Maximum calculated value = 4.9 fc
 Type IV - Short - Non-Cutoff

REPORT NUMBER: P226538
CATALOG NUMBER: ISW-AF-450-LED-E1-T4FT-7050

Luminous Intensity Polar Plot



— Vertical Plane Through 36-Deg Lateral - - - Horizontal Cone Through 73-Deg Vertical

REPORT NUMBER: P226538

CATALOG NUMBER: ISW-AF-450-LED-E1-T4FT-7050

FLUX DISTRIBUTION:

		Downward	Upward	Total
House Side	Lumens	669.9	0.7	670.7
	% Fixture	21.1	0.0	21.1
Street Side	Lumens	2506.3	0.3	2506.6
	% Fixture	78.9	0.0	78.9
Total	Lumens	3176.2	1.0	3177.2
	% Fixture	100.0	0.0	100.0

Coefficient of Utilization

ZONAL LUMENS:

Zone	Lumens	% Fixture
0°-10°	43.9	1.4
10°-20°	116.4	3.7
20°-30°	190.7	6.0
30°-40°	316.0	9.9
40°-50°	464.4	14.6
50°-60°	585.6	18.4
60°-70°	766.9	24.1
70°-80°	620.8	19.5
80°-90°	71.4	2.2
90°-100°	1.0	0.0
100°-110°	0.0	0.0
110°-120°	0.0	0.0
120°-130°	0.0	0.0
130°-140°	0.0	0.0
140°-150°	0.0	0.0
150°-160°	0.0	0.0
160°-170°	0.0	0.0
170°-180°	0.0	0.0
0°-90°	3176.2	100.0
0°-180°	3177.2	100.0



REPORT NUMBER: P226538

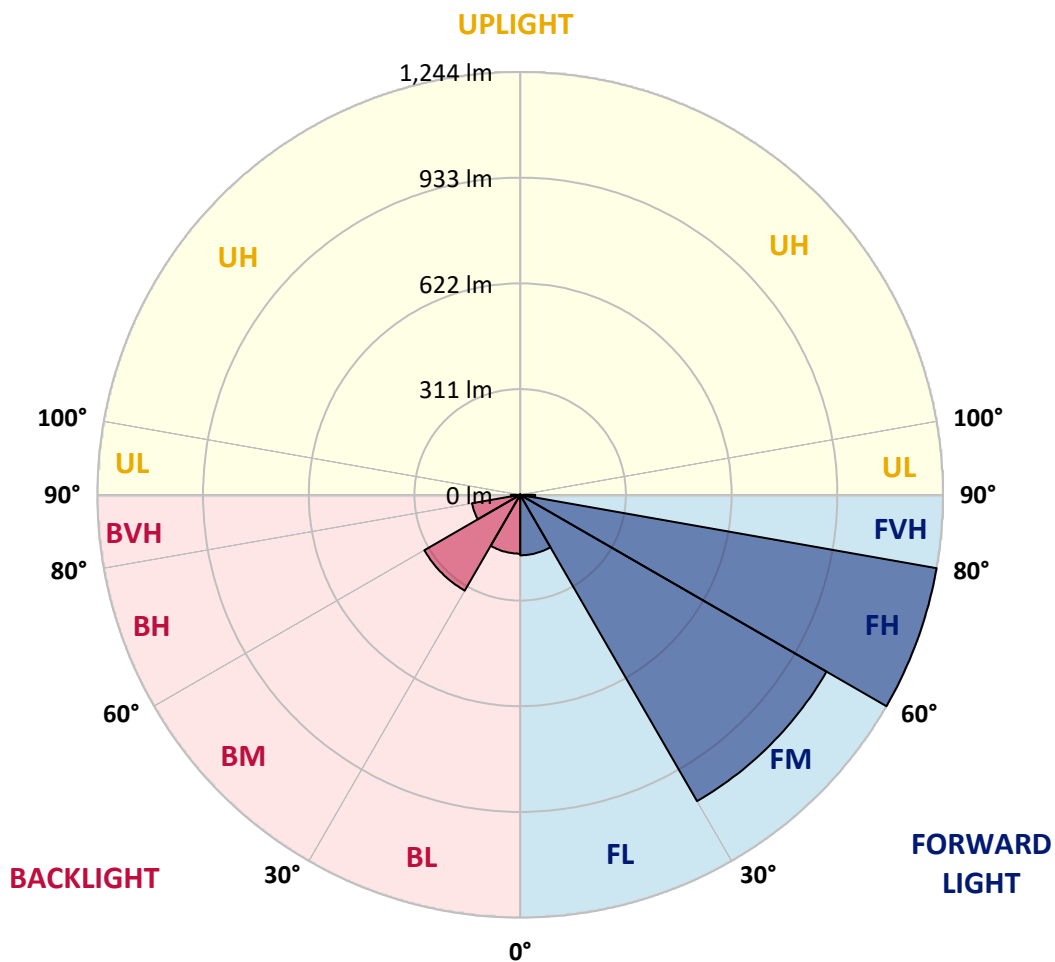
CATALOG NUMBER: ISW-AF-450-LED-E1-T4FT-7050

LUMINAIRE CLASSIFICATION SYSTEM LUMEN TABLE AND BUG RATING:

Zone		Lumens	% Fixture	Zone Rating/Lumen Limit		
				B	U	G
FL	(0°-30°)	177.9	5.6			
FM	(30°-60°)	1040.5	32.7			
FH	(60°-80°)	1243.9	39.2			G1/1800
FVH	(80°-90°)	44.0	1.4			G1/100
BL	(0°-30°)	173.2	5.5	B1/500		
BM	(30°-60°)	325.6	10.2	B1/1000		
BH	(60°-80°)	143.7	4.5	B1/500		G1/500
BVH	(80°-90°)	27.4	0.9			G1/100
UL	(90°-100°)	1.0	0.0		U1/10	
UH	(100°-180°)	0.7	0.0		U1/10	

BUG Rating: B1-U1-G1

Type IV Short





REPORT NUMBER: P226538

CATALOG NUMBER: ISW-AF-450-LED-E1-T4FT-7050

CANDELA DISTRIBUTION (FULL):

	0°	5°	15°	25°	30°	31°	32°	33°	34°	35°	36°
0°	466.6	466.6	466.6	466.6	466.6	466.6	466.6	466.6	466.6	466.6	466.6
2.5°	449.8	450.7	451.6	451.6	451.6	453.0	452.5	452.5	453.0	453.4	453.4
5°	432.9	433.4	436.1	437.0	439.8	439.3	439.3	439.3	441.1	439.8	440.7
7.5°	413.8	414.7	417.5	420.6	422.9	423.4	422.9	422.0	424.3	425.2	424.3
10°	391.0	391.5	395.1	397.9	401.5	401.1	402.4	402.4	403.3	402.9	404.7
12.5°	379.7	378.8	376.9	378.3	379.2	379.2	379.2	380.6	380.1	381.0	382.4
15°	378.3	376.0	366.9	363.7	362.8	362.8	362.4	361.9	363.3	364.6	364.6
17.5°	384.7	380.1	362.4	353.3	351.4	350.5	351.0	350.1	350.1	351.9	351.4
20°	415.6	407.4	371.9	351.9	346.4	346.4	346.0	344.6	344.6	345.1	345.1
22.5°	494.4	483.9	422.0	380.6	361.5	361.0	359.6	358.3	354.6	353.7	351.9
25°	604.1	591.8	485.7	441.1	414.3	413.4	406.5	405.6	397.0	397.4	391.5
27.5°	689.2	681.0	570.9	511.7	486.2	480.7	477.5	469.3	462.1	456.1	448.9
30°	718.4	717.0	656.9	609.1	570.9	564.5	555.8	552.2	541.7	533.5	528.5
32.5°	764.3	765.7	740.7	687.9	654.6	648.3	641.0	632.3	625.0	619.6	607.7
35°	829.9	830.3	813.1	773.4	735.2	726.6	722.5	712.4	705.6	698.8	692.9
37.5°	875.4	877.7	865.4	834.9	812.1	799.8	799.4	792.1	784.4	778.5	773.0
40°	962.8	950.5	910.0	890.4	871.8	870.4	866.3	862.2	864.0	860.9	866.8
42.5°	1051.1	1035.7	979.2	951.4	940.1	942.3	941.0	941.4	946.9	945.5	951.9
45°	1126.7	1109.0	1055.2	1022.5	1031.6	1034.3	1042.0	1046.6	1044.3	1052.5	1052.5
47.5°	1202.3	1160.9	1097.1	1112.1	1118.5	1139.5	1144.9	1143.6	1151.3	1154.9	1144.9
50°	1149.0	1138.1	1133.1	1179.1	1207.7	1214.6	1222.3	1226.4	1230.0	1225.0	1215.0
52.5°	1036.6	1035.7	1106.2	1218.7	1242.8	1251.9	1259.2	1262.4	1261.0	1258.3	1250.1
55°	998.8	991.5	1052.5	1177.7	1214.6	1223.2	1233.7	1240.1	1246.4	1245.5	1239.2
57.5°	1050.2	1044.3	1044.8	1141.7	1177.7	1185.4	1192.3	1199.5	1201.4	1207.3	1207.7
60°	1199.5	1191.8	1129.4	1140.4	1176.8	1185.4	1186.3	1190.4	1190.9	1194.1	1194.5
62.5°	1414.9	1400.8	1305.6	1223.7	1236.4	1240.5	1243.7	1242.8	1241.0	1238.7	1238.7
65°	1650.7	1637.5	1515.0	1419.4	1382.6	1392.6	1376.6	1373.4	1369.8	1369.8	1365.7
67.5°	1931.1	1906.1	1811.4	1703.9	1650.7	1655.7	1663.0	1635.2	1625.2	1626.1	1604.7
70°	2217.0	2190.6	2149.2	2147.8	2174.7	2162.8	2129.1	2173.8	2120.9	2108.2	2103.6
72.5°	2059.0	2027.6	2036.3	2293.5	2534.8	2573.9	2611.2	2645.8	2676.8	2695.5	2698.2
73°	1937.9	1878.3	1940.2	2242.5	2510.2	2568.0	2614.4	2651.3	2684.5	2701.4	2711.8
75°	967.8	971.0	1276.0	1850.1	2193.8	2243.4	2315.8	2356.3	2416.4	2447.3	2420.0
77.5°	224.4	232.6	386.5	878.1	1315.2	1386.2	1444.0	1503.2	1572.8	1598.8	1576.0
80°	79.2	82.9	136.1	333.7	549.0	588.2	637.8	702.9	767.5	783.5	823.5
82.5°	41.9	46.0	71.9	144.8	234.4	256.3	269.0	295.9	318.7	332.3	339.6
85°	24.1	24.6	41.0	80.1	107.4	116.1	124.3	130.7	137.9	132.9	132.9
87.5°	9.6	10.5	20.9	37.8	51.9	57.8	57.8	57.8	57.4	50.5	46.0
90°	1.8	2.7	4.1	7.7	6.8	6.8	6.4	5.5	5.0	5.5	3.2
92.5°	0.0	0.0	0.0	0.0	0.0	0.0	0.0	0.0	0.0	0.0	0.0
95°	0.0	0.0	0.0	0.0	0.0	0.0	0.0	0.0	0.0	0.0	0.0
97.5°	0.0	0.0	0.0	0.0	0.0	0.0	0.0	0.0	0.0	0.0	0.0
100°	0.0	0.0	0.0	0.0	0.0	0.0	0.0	0.0	0.0	0.0	0.0
102.5°	0.0	0.0	0.0	0.0	0.0	0.0	0.0	0.0	0.0	0.0	0.0
105°	0.0	0.0	0.0	0.0	0.0	0.0	0.0	0.0	0.0	0.0	0.0
107.5°	0.0	0.0	0.0	0.0	0.0	0.0	0.0	0.0	0.0	0.0	0.0



REPORT NUMBER: P226538

CATALOG NUMBER: ISW-AF-450-LED-E1-T4FT-7050

CANDELA DISTRIBUTION (continued):

	0°	5°	15°	25°	30°	31°	32°	33°	34°	35°	36°
110°	0.0	0.0	0.0	0.0	0.0	0.0	0.0	0.0	0.0	0.0	0.0
112.5°	0.0	0.0	0.0	0.0	0.0	0.0	0.0	0.0	0.0	0.0	0.0
115°	0.0	0.0	0.0	0.0	0.0	0.0	0.0	0.0	0.0	0.0	0.0
117.5°	0.0	0.0	0.0	0.0	0.0	0.0	0.0	0.0	0.0	0.0	0.0
120°	0.0	0.0	0.0	0.0	0.0	0.0	0.0	0.0	0.0	0.0	0.0
122.5°	0.0	0.0	0.0	0.0	0.0	0.0	0.0	0.0	0.0	0.0	0.0
125°	0.0	0.0	0.0	0.0	0.0	0.0	0.0	0.0	0.0	0.0	0.0
127.5°	0.0	0.0	0.0	0.0	0.0	0.0	0.0	0.0	0.0	0.0	0.0
130°	0.0	0.0	0.0	0.0	0.0	0.0	0.0	0.0	0.0	0.0	0.0
132.5°	0.0	0.0	0.0	0.0	0.0	0.0	0.0	0.0	0.0	0.0	0.0
135°	0.0	0.0	0.0	0.0	0.0	0.0	0.0	0.0	0.0	0.0	0.0
137.5°	0.0	0.0	0.0	0.0	0.0	0.0	0.0	0.0	0.0	0.0	0.0
140°	0.0	0.0	0.0	0.0	0.0	0.0	0.0	0.0	0.0	0.0	0.0
142.5°	0.0	0.0	0.0	0.0	0.0	0.0	0.0	0.0	0.0	0.0	0.0
145°	0.0	0.0	0.0	0.0	0.0	0.0	0.0	0.0	0.0	0.0	0.0
147.5°	0.0	0.0	0.0	0.0	0.0	0.0	0.0	0.0	0.0	0.0	0.0
150°	0.0	0.0	0.0	0.0	0.0	0.0	0.0	0.0	0.0	0.0	0.0
152.5°	0.0	0.0	0.0	0.0	0.0	0.0	0.0	0.0	0.0	0.0	0.0
155°	0.0	0.0	0.0	0.0	0.0	0.0	0.0	0.0	0.0	0.0	0.0
157.5°	0.0	0.0	0.0	0.0	0.0	0.0	0.0	0.0	0.0	0.0	0.0
160°	0.0	0.0	0.0	0.0	0.0	0.0	0.0	0.0	0.0	0.0	0.0
162.5°	0.0	0.0	0.0	0.0	0.0	0.0	0.0	0.0	0.0	0.0	0.0
165°	0.0	0.0	0.0	0.0	0.0	0.0	0.0	0.0	0.0	0.0	0.0
167.5°	0.0	0.0	0.0	0.0	0.0	0.0	0.0	0.0	0.0	0.0	0.0
170°	0.0	0.0	0.0	0.0	0.0	0.0	0.0	0.0	0.0	0.0	0.0
172.5°	0.0	0.0	0.0	0.0	0.0	0.0	0.0	0.0	0.0	0.0	0.0
175°	0.0	0.0	0.0	0.0	0.0	0.0	0.0	0.0	0.0	0.0	0.0
177.5°	0.0	0.0	0.0	0.0	0.0	0.0	0.0	0.0	0.0	0.0	0.0
180°	0.0	0.0	0.0	0.0	0.0	0.0	0.0	0.0	0.0	0.0	0.0



REPORT NUMBER: P226538

CATALOG NUMBER: ISW-AF-450-LED-E1-T4FT-7050

CANDELA DISTRIBUTION (continued):

	37°	38°	39°	40°	41°	45°	55°	65°	75°	85°	90°
0°	466.6	466.6	466.6	466.6	466.6	466.6	466.6	466.6	466.6	466.6	466.6
2.5°	454.3	454.8	453.9	455.7	454.3	454.3	456.6	460.7	463.9	464.8	467.5
5°	441.6	442.0	442.0	442.5	442.0	442.9	447.0	450.7	457.1	460.2	464.3
7.5°	425.2	426.6	426.1	427.0	427.0	427.9	434.3	440.2	446.6	452.5	457.5
10°	405.6	406.5	408.3	407.4	407.4	410.2	417.0	425.6	433.4	442.0	448.0
12.5°	382.4	384.7	384.2	386.0	387.0	388.8	400.2	409.7	419.3	429.3	437.0
15°	364.2	365.6	366.5	366.9	366.9	371.0	382.4	394.2	407.0	418.8	427.0
17.5°	352.4	352.4	353.3	353.7	354.6	357.4	369.2	382.4	397.0	411.5	420.6
20°	345.5	345.5	346.0	346.4	346.4	349.6	360.5	375.6	391.5	410.2	421.1
22.5°	351.0	349.6	349.2	349.2	347.3	347.3	357.8	373.7	393.8	417.9	432.0
25°	388.3	384.2	377.8	376.5	374.2	363.3	361.9	380.1	404.7	434.8	456.1
27.5°	444.3	440.2	436.1	431.1	427.5	407.4	380.1	396.5	425.6	468.4	494.8
30°	517.6	509.4	503.5	498.0	482.1	460.2	417.9	422.0	458.0	515.3	548.6
32.5°	599.5	590.9	581.8	569.0	564.9	529.4	475.3	464.3	498.9	570.0	604.6
35°	678.8	674.7	668.3	663.3	653.7	624.1	549.9	515.3	546.3	634.1	661.0
37.5°	770.7	763.0	763.4	759.3	753.9	728.8	627.3	576.8	597.3	695.6	712.4
40°	861.3	859.5	862.2	855.4	846.3	812.6	684.2	621.9	650.5	754.8	750.7
42.5°	946.9	948.3	945.1	937.3	927.3	870.9	720.6	660.1	698.3	806.7	781.2
45°	1044.8	1039.8	1026.6	1012.9	1000.6	920.9	740.2	702.9	744.3	862.7	812.1
47.5°	1137.2	1117.6	1106.2	1085.3	1061.2	966.5	766.6	748.0	795.3	915.5	841.7
50°	1205.0	1186.8	1167.7	1142.2	1116.7	1006.1	801.7	798.9	853.1	974.7	882.2
52.5°	1236.0	1219.1	1200.5	1174.5	1149.0	1034.8	848.6	848.6	921.4	1053.0	938.2
55°	1231.0	1218.7	1202.3	1178.6	1159.0	1050.2	896.8	903.2	1007.0	1137.6	1002.9
57.5°	1204.6	1197.7	1188.2	1171.8	1155.8	1062.1	953.7	957.8	1121.7	1219.1	1063.9
60°	1195.4	1192.7	1187.3	1177.7	1165.4	1088.0	1014.3	1023.4	1250.1	1293.8	1098.5
62.5°	1236.0	1230.5	1226.4	1216.8	1205.5	1151.7	1090.3	1093.0	1370.7	1302.9	1064.8
65°	1349.8	1339.8	1332.9	1320.2	1307.4	1247.8	1187.3	1157.7	1429.9	1217.8	950.5
67.5°	1588.3	1571.9	1552.4	1528.2	1493.2	1439.5	1283.3	1166.8	1376.2	1031.6	749.8
70°	2059.9	2024.4	1979.4	1927.9	1914.7	1758.1	1343.4	1099.4	1144.0	720.6	497.1
72.5°	2693.6	2656.8	2616.7	2574.4	2490.6	2146.4	1317.0	886.8	711.5	370.6	236.7
73°	2704.1	2679.1	2630.8	2581.6	2513.4	2139.6	1288.3	817.6	627.3	291.8	193.9
75°	2425.0	2415.0	2367.7	2273.0	2215.2	1807.3	948.7	473.9	274.5	180.3	126.1
77.5°	1573.7	1562.8	1536.0	1526.9	1420.3	1171.8	424.7	184.4	149.3	119.7	89.2
80°	838.5	787.6	778.5	742.0	664.2	451.1	145.2	112.9	99.2	80.1	62.4
82.5°	340.1	318.2	310.0	280.9	264.0	135.2	72.8	78.3	66.5	47.3	38.2
85°	125.2	115.2	112.4	91.5	80.6	40.1	44.6	55.1	41.4	26.4	19.1
87.5°	43.2	37.3	32.3	25.0	23.2	16.4	24.6	30.0	26.4	15.9	9.1
90°	3.2	2.7	2.3	1.8	2.3	1.8	2.7	4.1	4.6	2.7	1.8
92.5°	0.0	0.0	0.0	0.0	0.0	0.0	0.0	0.0	0.0	0.0	0.0
95°	0.0	0.0	0.0	0.0	0.0	0.0	0.0	0.0	0.0	0.0	0.0
97.5°	0.0	0.0	0.0	0.0	0.0	0.0	0.0	0.0	0.0	0.0	0.0
100°	0.0	0.0	0.0	0.0	0.0	0.0	0.0	0.0	0.0	0.0	0.0
102.5°	0.0	0.0	0.0	0.0	0.0	0.0	0.0	0.0	0.0	0.0	0.0
105°	0.0	0.0	0.0	0.0	0.0	0.0	0.0	0.0	0.0	0.0	0.0
107.5°	0.0	0.0	0.0	0.0	0.0	0.0	0.0	0.0	0.0	0.0	0.0



REPORT NUMBER: P226538

CATALOG NUMBER: ISW-AF-450-LED-E1-T4FT-7050

CANDELA DISTRIBUTION (continued):

	37°	38°	39°	40°	41°	45°	55°	65°	75°	85°	90°
110°	0.0	0.0	0.0	0.0	0.0	0.0	0.0	0.0	0.0	0.0	0.0
112.5°	0.0	0.0	0.0	0.0	0.0	0.0	0.0	0.0	0.0	0.0	0.0
115°	0.0	0.0	0.0	0.0	0.0	0.0	0.0	0.0	0.0	0.0	0.0
117.5°	0.0	0.0	0.0	0.0	0.0	0.0	0.0	0.0	0.0	0.0	0.0
120°	0.0	0.0	0.0	0.0	0.0	0.0	0.0	0.0	0.0	0.0	0.0
122.5°	0.0	0.0	0.0	0.0	0.0	0.0	0.0	0.0	0.0	0.0	0.0
125°	0.0	0.0	0.0	0.0	0.0	0.0	0.0	0.0	0.0	0.0	0.0
127.5°	0.0	0.0	0.0	0.0	0.0	0.0	0.0	0.0	0.0	0.0	0.0
130°	0.0	0.0	0.0	0.0	0.0	0.0	0.0	0.0	0.0	0.0	0.0
132.5°	0.0	0.0	0.0	0.0	0.0	0.0	0.0	0.0	0.0	0.0	0.0
135°	0.0	0.0	0.0	0.0	0.0	0.0	0.0	0.0	0.0	0.0	0.0
137.5°	0.0	0.0	0.0	0.0	0.0	0.0	0.0	0.0	0.0	0.0	0.0
140°	0.0	0.0	0.0	0.0	0.0	0.0	0.0	0.0	0.0	0.0	0.0
142.5°	0.0	0.0	0.0	0.0	0.0	0.0	0.0	0.0	0.0	0.0	0.0
145°	0.0	0.0	0.0	0.0	0.0	0.0	0.0	0.0	0.0	0.0	0.0
147.5°	0.0	0.0	0.0	0.0	0.0	0.0	0.0	0.0	0.0	0.0	0.0
150°	0.0	0.0	0.0	0.0	0.0	0.0	0.0	0.0	0.0	0.0	0.0
152.5°	0.0	0.0	0.0	0.0	0.0	0.0	0.0	0.0	0.0	0.0	0.0
155°	0.0	0.0	0.0	0.0	0.0	0.0	0.0	0.0	0.0	0.0	0.0
157.5°	0.0	0.0	0.0	0.0	0.0	0.0	0.0	0.0	0.0	0.0	0.0
160°	0.0	0.0	0.0	0.0	0.0	0.0	0.0	0.0	0.0	0.0	0.0
162.5°	0.0	0.0	0.0	0.0	0.0	0.0	0.0	0.0	0.0	0.0	0.0
165°	0.0	0.0	0.0	0.0	0.0	0.0	0.0	0.0	0.0	0.0	0.0
167.5°	0.0	0.0	0.0	0.0	0.0	0.0	0.0	0.0	0.0	0.0	0.0
170°	0.0	0.0	0.0	0.0	0.0	0.0	0.0	0.0	0.0	0.0	0.0
172.5°	0.0	0.0	0.0	0.0	0.0	0.0	0.0	0.0	0.0	0.0	0.0
175°	0.0	0.0	0.0	0.0	0.0	0.0	0.0	0.0	0.0	0.0	0.0
177.5°	0.0	0.0	0.0	0.0	0.0	0.0	0.0	0.0	0.0	0.0	0.0
180°	0.0	0.0	0.0	0.0	0.0	0.0	0.0	0.0	0.0	0.0	0.0



REPORT NUMBER: P226538

CATALOG NUMBER: ISW-AF-450-LED-E1-T4FT-7050

CANDELA DISTRIBUTION (continued):

	95°	105°	115°	125°	135°	145°	155°	165°	175°	180°
0°	466.6	466.6	466.6	466.6	466.6	466.6	466.6	466.6	466.6	466.6
2.5°	468.4	470.3	473.9	476.6	478.9	482.1	483.0	484.8	482.5	485.3
5°	466.6	472.1	478.9	485.3	491.2	496.2	498.5	498.9	499.4	501.2
7.5°	462.1	470.3	481.2	489.8	498.9	502.1	503.5	503.9	500.8	502.1
10°	453.0	466.2	479.8	490.3	494.8	492.6	488.9	483.0	480.3	480.3
12.5°	442.9	459.8	475.7	481.6	477.5	468.9	458.9	448.0	443.9	443.9
15°	434.8	456.1	469.3	465.3	453.4	437.0	423.4	412.0	408.3	407.0
17.5°	430.2	454.3	459.3	446.6	426.6	406.1	392.4	382.9	379.7	379.7
20°	433.8	456.1	448.0	424.3	399.2	380.6	368.7	362.4	359.2	360.5
22.5°	449.3	463.0	437.9	402.4	371.9	356.0	350.5	346.4	346.0	346.9
25°	475.3	472.1	429.3	379.7	346.4	335.1	334.6	333.2	332.8	332.3
27.5°	509.0	483.5	418.8	354.2	320.9	315.5	318.2	317.8	317.3	317.8
30°	553.6	493.5	403.3	326.4	296.8	296.8	300.9	299.5	297.7	298.2
32.5°	595.0	500.8	379.7	295.4	277.7	278.6	280.0	276.3	271.8	272.7
35°	630.5	500.8	347.8	267.7	258.1	258.1	259.0	255.8	252.2	250.8
37.5°	660.1	490.7	307.7	246.7	242.2	242.2	245.8	242.6	235.8	234.4
40°	677.8	468.9	270.9	231.3	234.4	234.9	229.9	224.4	218.1	216.7
42.5°	689.2	437.0	241.7	220.3	229.4	225.8	214.0	205.3	204.9	206.7
45°	699.2	401.1	218.5	209.4	224.0	216.2	200.3	192.1	194.8	196.7
47.5°	709.3	365.1	199.8	197.1	214.0	208.5	191.7	182.5	181.2	183.9
50°	732.9	315.0	178.5	182.5	201.7	199.8	183.9	173.4	164.8	164.3
52.5°	764.8	248.1	160.2	169.8	192.1	194.8	175.3	165.3	153.4	151.6
55°	800.3	190.3	145.2	159.8	183.0	187.6	172.1	157.1	144.3	142.5
57.5°	810.8	150.2	131.1	145.7	170.7	180.7	167.1	147.5	137.9	136.1
60°	774.8	124.7	119.3	133.8	158.4	173.9	159.3	140.2	131.6	130.2
62.5°	665.1	110.2	112.9	126.1	149.3	167.5	153.4	134.7	127.9	127.0
65°	507.6	100.2	107.4	119.7	141.1	161.6	149.3	132.5	127.0	126.1
67.5°	318.7	92.9	102.0	112.9	132.9	155.2	146.1	129.7	125.6	124.3
70°	176.6	85.1	94.7	105.2	124.7	149.3	142.0	125.6	125.2	122.5
72.5°	107.4	76.9	87.0	97.0	115.6	142.0	134.7	120.6	116.1	110.6
73°	102.4	76.0	85.1	95.1	113.4	140.2	133.4	118.8	114.3	108.8
75°	82.9	68.3	77.8	86.5	105.2	132.9	125.6	112.4	105.2	101.1
77.5°	61.0	58.3	67.4	75.6	94.7	122.9	114.7	102.9	94.2	92.0
80°	45.1	48.3	56.9	64.2	83.3	112.9	103.3	92.0	86.5	83.8
82.5°	30.5	37.3	45.5	51.4	73.7	102.0	91.5	80.6	84.2	70.1
85°	17.8	25.9	32.8	40.1	59.2	91.0	79.7	68.7	60.1	54.2
87.5°	11.8	14.6	20.0	27.3	42.8	71.5	63.3	53.7	39.2	39.2
90°	1.4	1.8	2.7	3.2	5.9	30.5	20.9	25.0	4.6	4.1
92.5°	0.0	0.0	0.0	0.0	0.0	0.0	0.0	0.0	0.0	0.0
95°	0.0	0.0	0.0	0.0	0.0	0.0	0.0	0.0	0.0	0.0
97.5°	0.0	0.0	0.0	0.0	0.0	0.0	0.0	0.0	0.0	0.0
100°	0.0	0.0	0.0	0.0	0.0	0.0	0.0	0.0	0.0	0.0
102.5°	0.0	0.0	0.0	0.0	0.0	0.0	0.0	0.0	0.0	0.0
105°	0.0	0.0	0.0	0.0	0.0	0.0	0.0	0.0	0.0	0.0
107.5°	0.0	0.0	0.0	0.0	0.0	0.0	0.0	0.0	0.0	0.0



REPORT NUMBER: P226538

CATALOG NUMBER: ISW-AF-450-LED-E1-T4FT-7050

CANDELA DISTRIBUTION (continued):

	95°	105°	115°	125°	135°	145°	155°	165°	175°	180°
110°	0.0	0.0	0.0	0.0	0.0	0.0	0.0	0.0	0.0	0.0
112.5°	0.0	0.0	0.0	0.0	0.0	0.0	0.0	0.0	0.0	0.0
115°	0.0	0.0	0.0	0.0	0.0	0.0	0.0	0.0	0.0	0.0
117.5°	0.0	0.0	0.0	0.0	0.0	0.0	0.0	0.0	0.0	0.0
120°	0.0	0.0	0.0	0.0	0.0	0.0	0.0	0.0	0.0	0.0
122.5°	0.0	0.0	0.0	0.0	0.0	0.0	0.0	0.0	0.0	0.0
125°	0.0	0.0	0.0	0.0	0.0	0.0	0.0	0.0	0.0	0.0
127.5°	0.0	0.0	0.0	0.0	0.0	0.0	0.0	0.0	0.0	0.0
130°	0.0	0.0	0.0	0.0	0.0	0.0	0.0	0.0	0.0	0.0
132.5°	0.0	0.0	0.0	0.0	0.0	0.0	0.0	0.0	0.0	0.0
135°	0.0	0.0	0.0	0.0	0.0	0.0	0.0	0.0	0.0	0.0
137.5°	0.0	0.0	0.0	0.0	0.0	0.0	0.0	0.0	0.0	0.0
140°	0.0	0.0	0.0	0.0	0.0	0.0	0.0	0.0	0.0	0.0
142.5°	0.0	0.0	0.0	0.0	0.0	0.0	0.0	0.0	0.0	0.0
145°	0.0	0.0	0.0	0.0	0.0	0.0	0.0	0.0	0.0	0.0
147.5°	0.0	0.0	0.0	0.0	0.0	0.0	0.0	0.0	0.0	0.0
150°	0.0	0.0	0.0	0.0	0.0	0.0	0.0	0.0	0.0	0.0
152.5°	0.0	0.0	0.0	0.0	0.0	0.0	0.0	0.0	0.0	0.0
155°	0.0	0.0	0.0	0.0	0.0	0.0	0.0	0.0	0.0	0.0
157.5°	0.0	0.0	0.0	0.0	0.0	0.0	0.0	0.0	0.0	0.0
160°	0.0	0.0	0.0	0.0	0.0	0.0	0.0	0.0	0.0	0.0
162.5°	0.0	0.0	0.0	0.0	0.0	0.0	0.0	0.0	0.0	0.0
165°	0.0	0.0	0.0	0.0	0.0	0.0	0.0	0.0	0.0	0.0
167.5°	0.0	0.0	0.0	0.0	0.0	0.0	0.0	0.0	0.0	0.0
170°	0.0	0.0	0.0	0.0	0.0	0.0	0.0	0.0	0.0	0.0
172.5°	0.0	0.0	0.0	0.0	0.0	0.0	0.0	0.0	0.0	0.0
175°	0.0	0.0	0.0	0.0	0.0	0.0	0.0	0.0	0.0	0.0
177.5°	0.0	0.0	0.0	0.0	0.0	0.0	0.0	0.0	0.0	0.0
180°	0.0	0.0	0.0	0.0	0.0	0.0	0.0	0.0	0.0	0.0

(END OF REPORT)